



Worker Connect

MODULE III:

Navigating Worker Connect

LOG-IN PAGE



Your log-in information is the same as your agency computer credentials. Select your agency from the drop down.

Sign In

Username

Password

Agency

Remember my Username and Agency information.

Sign In

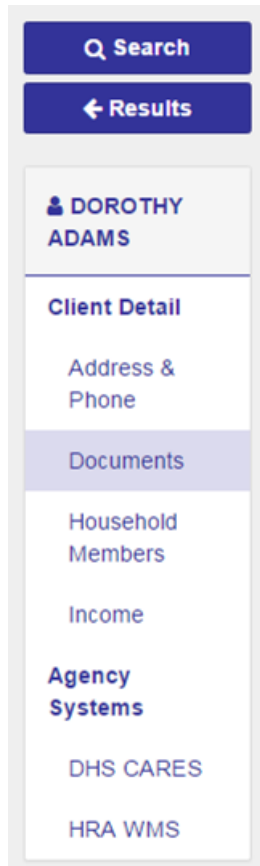
Terms of Use

When you log in, you are confirming that you are an authorized user, have completed Worker Connect training and are responsible for protecting the confidentiality of client information. User activities may be monitored and logged on this site.

Access and use of data provided as part of HHS-Connect is restricted to authorized users. Data shall be held confidential and shall only be used for authorized purposes directly related to the carrying out of authorized users' functions and responsibilities consistent with their agencies' participation in HHS-Connect. Each agency that contributes data to Worker Connect may exclude certain client data and/or case records based upon applicable laws and/or regulations. Agencies providing data as part of HHS-Connect make no representation about the accuracy, validity or authenticity of the data. Agencies should still follow their regular verification and case processing procedures for data or discrepancies of data received through HHS-Connect.

System Status

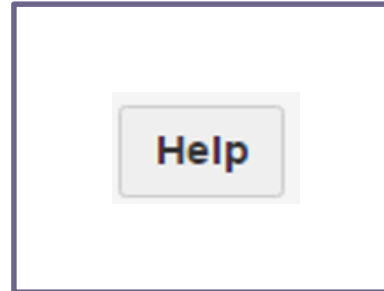
NAVIGATION TIPS



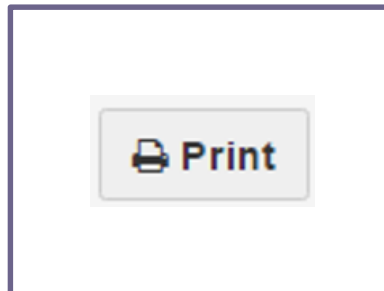
Go to any of the screens in Worker Connect by using the **Left Menu**. The Left Menu allows you to access the following screens:

- New Search
- Search Results
- Client Detail
- Agency Folders

Click on the 'Documents' folder to view HRA documents for the selected client.



The **Worker Connect Help** can be accessed by clicking on any of the question mark icons in the System.



Click on the **Print** button to print the content on a Worker Connect Screen.

Note: This option is not available on all screens. Client information should be printed for job-related needs only, in accordance with your agency's policies. Printed information should always be stored in a locked device when not in use.

WORKER CONNECT HELP GUIDE



Worker Connect

Phil Bennett (ACS) | User Management | Help | Log Off

Search

Results

DOROTHY ADAMS

Client Detail

Address & Phone

Document Information

Print Help

DOROTHY ADAMS

Gender: Female
Address: 3242 Bunting Junction, Minneapolis, NY 55407
Birthdate: 06/01/1972

Type Agency Case Number Number of Pages Most Recent Action

Need further explanation for information seen on the screen?
Clicking the question mark, preceding each section of data, will take you to the Worker Connect Help Guide, which provides the Agency's definition and description for each data element

[Show](#)



[Home](#) > [Introducing Worker Connect](#) > [About Worker Connect](#)

Welcome to Worker Connect!

Developed by HHS-Connect, the Worker Connect system is an intranet-based system that enables employees of the City of New York's Health and Human Services (HHS) agencies to share client information. This online portal allows authorized users to view consolidated data from multiple health and human services agencies in one location. Access to Worker Connect also allows City employees to efficiently find relevant case data, reducing their reliance on clients and other agencies to provide this information.

Worker Connect currently retrieves client data from several agency source systems. Depending on a user's access rights, users are able to view consolidated information about individual clients and families across the following HHS agencies: